

DUCT AIR LEAKAGE TESTER QUICK START GUIDE



1

Ensure safe and secure connections to power and duct.

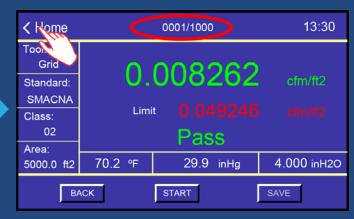
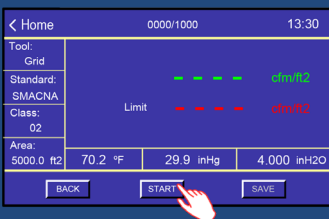
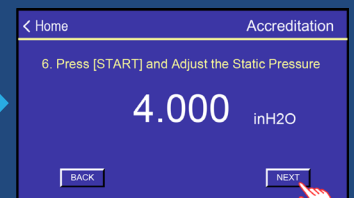
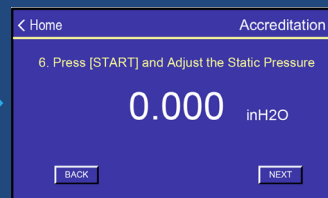
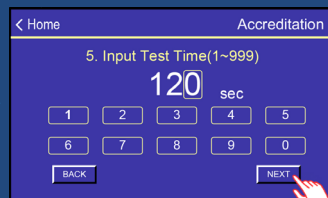
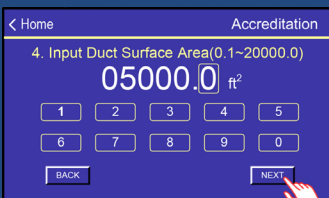
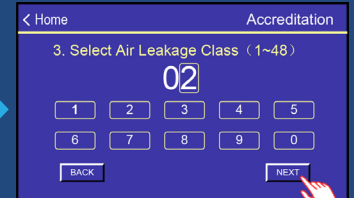
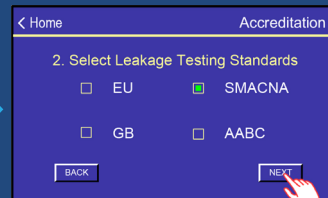
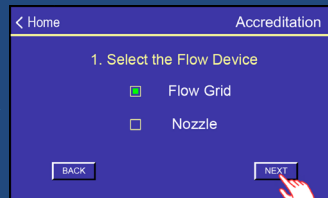

2

Power on the Duct Air Leakage Tester.

3

To test for accreditation, select the Accreditation option from the DALT 6900 touch screen menu, select SMACNA, and then follow the remaining steps.

ACCREDITATION SCREENS



KANOMAX
The Ultimate Measurements

1-800-247-8887
KANOMAX-USA.COM